

# Impact Aid Payments Overview

Fiscal Year 2024  
Section 7002 – Federal Property

# Table of Contents

Arkansas .....	4
California.....	4
Colorado.....	5
Florida .....	5
Georgia .....	5
Illinois .....	6
Indiana .....	6
Iowa.....	7
Kansas .....	7
Kentucky.....	8
Michigan.....	8
Missouri .....	9
Nebraska.....	10
New Jersey.....	10
New York .....	11
North Carolina .....	11
North Dakota.....	12
Ohio .....	12
Oklahoma .....	13
Pennsylvania .....	14
South Carolina.....	14
South Dakota.....	15
Tennessee .....	16
Texas.....	16
Vermont.....	17
Virginia .....	17
Wisconsin.....	17
Glossary .....	18

# Overview

## About This Publication

---

In this publication, the National Association of Federally Impacted Schools (NAFIS) catalogs how Impact Aid Section 7002 funds for Fiscal Year (FY) 2024 were distributed to federally impacted school districts across the United States and its territories, based on information from the U.S. Department of Education Impact Aid payment database. At the time of writing in August 2024, FY 2024 is the most recent fiscal year that final payments have been made to federally impacted school districts.

The report features a list of school districts, by state, that received payments for Section 7002 – Federal Property, as well as their actual payment and the amount they would receive if the program were fully funded. In addition, it lists the number of federally owned and total acres in each school district, as well as the percentage of federal land the district contains. It also notes the congressional district for each school district.

## Impact Aid

---

U.S. public school districts are financed through a combination of state and local revenue. Local funding comes from a combination of business and residential property taxes and fees and local sales tax.

Because federal land is exempt from taxation (as are many of the businesses and facilities located on that land), the land places a financial burden on local school districts and taxpayers.

School districts with federal property—such as military installations, Indian Trust or Treaty lands, federal low-rent housing and national laboratories, national parks and other federal buildings and lands—lose local revenue because of this non-taxable land. Impact Aid is a federal education program that partially reimburses federally impacted school districts—those located on or near federal property—for this loss of locally-derived revenue. It ensures these districts are not at a financial disadvantage and that the students they serve have access to the opportunities they need to meet their full potential.

Impact Aid funding is direct, locally controlled and flexible. It goes directly to school districts, bypassing state involvement, and is used to support all students in the district, just like local tax revenue. It can be used for any general fund purpose, such as instructional materials, teacher salaries, transportation, technology, social-emotional supports, extracurricular activities and facilities. All decisions on how Impact Aid funds are spent are made locally, allowing great flexibility to ensure funds are targeted wherever needs are greatest.

For FY 2024, Congress appropriated approximately \$1.625 billion for Impact Aid across five line items:

Section	Appropriations
7002 – Federal Property	\$79 million
7003 – Basic Support	\$1.474 billion
7003(d) – Children with Disabilities	\$48.32 million
7007 – Construction	\$19 million
7008 – Facilities	\$4.84 million

## Section 7002 – Federal Property

Federal Property payments reimburse school districts that have lost significant local revenue due to the federal ownership of land within school district boundaries. Examples of eligible federal property include national parks and grasslands, Army Corps of Engineers projects, military testing grounds, national laboratories, federal dams and reservoirs and military academies.

A school district must meet two criteria to be eligible for Section 7002:

- The property was acquired by the Federal Government after 1938, AND
- The assessed value of the property when it was acquired by the Federal Government was at least 10 percent of the school district’s total assessed value

This property cannot have been acquired in exchange for other federal property. In addition, the district must not be substantially compensated by increases in revenues from federal activities from the property, such as timber or mining fees.

School districts must submit an application to the U.S. Department of Education to be considered for a Section 7002 payment each year. The Federal Government uses a **three-step formula to determine the amount of Section 7002 funding that a school district should receive – its full funding payment (sometimes referred to as maximum payment)**. This formula was established in 2013 and is considered less subjective and easier to administer than the previous one.

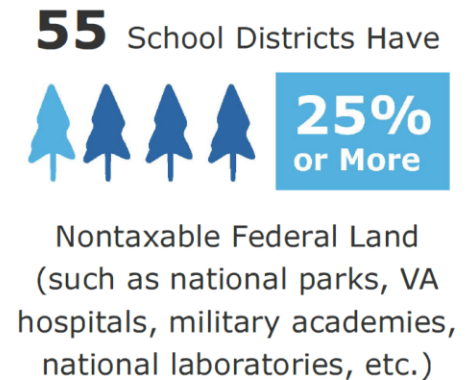

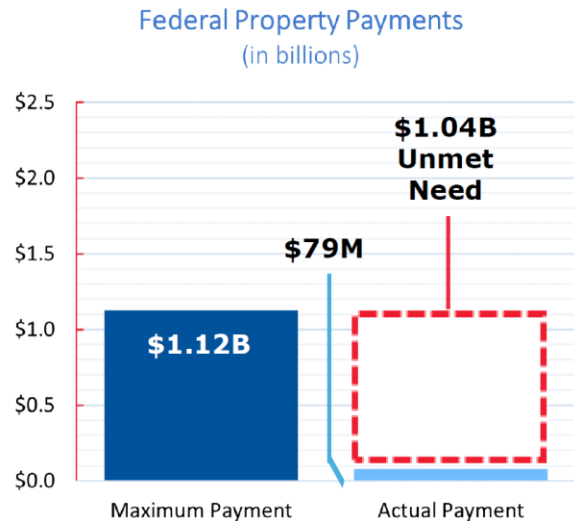
Step 1:	Step 2:	Step 3:
$\frac{\text{Total assessed value of taxable property}}{\text{(Number of acres - Federal acres)}}$	$\frac{\text{Average dollar-per-acre of taxable property}}{\text{Number of eligible Federal acres}}$	$\frac{\text{Value of Federal property}}{\text{Local tax rate}}$
= Average dollar-per-acre of taxable property	= Value of Federal property	= Full funding payment

Today, each school district receives a foundation payment based on a percentage of funds that it received under the previous formula. Remaining funds are distributed based on the value of taxable property within school district boundaries and the local tax rate. Because Section 7002 is underfunded, the funding available after foundation payments are made is equally prorated based on each school district’s full funding payment as a percentage of the total program cost.

## FY 2024 Section 7002 – Federal Property National Snapshot

For FY 2024, Congress appropriated \$79 million for Federal Property payments. Nationwide, 200 school districts applied and were eligible for this funding, with 55 of these school districts containing 25% or more nontaxable federal land. Their calculated full funding payments totaled over \$1.2 billion.

### SECTION 7002 - FEDERAL PROPERTY



Note: This information comes from the U.S. Department of Education and is based on FY 2024 data.

### About NAFIS

The National Association of Federally Impacted Schools (NAFIS) represents more than 1,000 Impact Aid-recipient school districts that educate approximately eight million students nationwide. Federally impacted school districts are those located on or near nontaxable federal property—including military installations; Indian Trust, Treaty and Alaska Native Claims Settlement Act lands; federal low-rent housing facilities; and national parks, national laboratories and other federal buildings and property. These school districts, which are demographically and geographically diverse, receive Impact Aid, a federal education program that reimburses school districts for the lost local revenue and additional costs associated with the presence of federal property. To learn more, visit [www.nafisd.org](http://www.nafisd.org).

# Arkansas

## Impact Aid Fiscal Year 2024 Section 7002 – Federal Property Final Payments

School District	CD	Federal Acres	Total Acres	Percent Federal	FY24 Payment	Full Funding Payment
West Side School District #4	2	26,212.12	122,139.21	21%	\$148,353.54	\$1,333,484.86
<b>TOTAL</b>		<b>26,212.12</b>	<b>122,139.21</b>		<b>\$148,351.33</b>	<b>\$1,333,484.86</b>

# California

## Impact Aid Fiscal Year 2024 Section 7002 – Federal Property Final Payments

School District	CD	Federal Acres	Total Acres	Percent Federal	FY24 Payment	Full Funding Payment
Alpine County Unified School District	3	22,255.29	475,641.00	5%	\$8,493.00	\$76,575.07
Bolinas-Stinson Union School District	2	12,072.00	26,636.72	45%	\$314,804.00	\$3,263,847.85
Fallbrook Union Elementary School District	48, 49	111,512.00	164,336.00	68%	\$2,995,179.00	\$88,993,073.80
Fallbrook Union High School District	48, 49	111,512.00	176,723.00	63%	\$1,780,909.00	\$50,756,307.63
French Gulch-Whiskeytown Elem. School Dist.	1	20,905.62	124,600.00	17%	\$47,846.00	\$24,735.53
Hueneme Elementary School District	26	1,550.00	4,955.39	31%	\$188,667.00	\$2,790,691.83
Island Union Elementary School District	20	8,000.00	26,226.32	31%	\$2,577.00	\$130,483.37
Lompoc Unified School District	24	57,952.38	192,658.80	30%	\$667,710.00	\$11,748,590.26
Los Alamitos Unif. School Dist.	45, 47	5,792.00	12,320.00	47%	\$4,053,618.00	\$52,496,186.46
Oceanside Unified School District	49	25,342.00	42,243.00	60%	\$3,225,760.00	\$133,387,541.23
San Diego Unified School District	48, 50, 51, 52	15,060.00	139,535.00	11%	\$6,241,671.00	\$119,809,174.20
Shoreline Unified School District	2	49,332.00	125,135.56	39%	\$1,726,101.00	\$3,860,195.57
Sierra Sands Unified School District	20, 23	49,281.00	620,460.00	8%	\$1,108,695.00	\$1,095,523.95
Wheatland School District	1, 3	17,692.80	67,200.00	26%	\$13,461.00	\$548,789.67
<b>TOTAL</b>		<b>508,259.09</b>	<b>2,198,670.79</b>		<b>\$22,375,491.00</b>	<b>\$468,981,716.42</b>

# Colorado

## Impact Aid Fiscal Year 2024 Section 7002 – Federal Property Final Payments

School District	CD	Federal Acres	Total Acres	Percent Federal	FY24 Payment	Full Funding Payment
Academy School District #20	5	17,710.45	81,541.46	22%	\$1,855,741.00	\$24,648,152.60
Adams County School District #14	8	16,465.75	30,394.00	54%	\$3,255,116.00	\$37,010,266.85
<b>TOTAL</b>		<b>34,176.20</b>	<b>111,935.46</b>		<b>\$5,110,857.00</b>	<b>\$61,658,419.45</b>

# Florida

## Impact Aid Fiscal Year 2024 Section 7002 – Federal Property Final Payments

School District	CD	Federal Acres	Total Acres	Percent Federal	FY24 Payment	Full Funding Payment
Walton County School Board	1, 2	76,289.00	669,440.00	11%	\$346,972.00	\$11,849,802.85
<b>TOTAL</b>		<b>76,289.00</b>	<b>669,440.00</b>		<b>\$346,972.00</b>	<b>\$11,849,802.85</b>

# Georgia

## Impact Aid Fiscal Year 2024 Section 7002 – Federal Property Final Payments

School District	CD	Federal Acres	Total Acres	Percent Federal	FY24 Payment	Full Funding Payment
Bryan County Board of Education	1	109,050.00	282,752.00	39%	\$995,334.00	\$48,653,309.94
Clay County Board of Education	2	16,604.00	138,873.60	12%	\$143,663.00	\$211,121.61
Liberty County Board of Education	1	123,822.86	348,705.00	36%	\$623,940.00	\$12,348,584.09
Lincoln County Board of Education	12	52,750.00	164,672.00	32%	\$271,159.00	\$2,194,620.20
Long County School System	1	24,615.00	258,233.00	10%	\$41,015.00	\$683,626.15
<b>TOTAL</b>		<b>326,841.86</b>	<b>1,193,235.60</b>		<b>\$2,075,111.00</b>	<b>\$64,091,261.99</b>

# Illinois

## Impact Aid Fiscal Year 2024 Section 7002 – Federal Property Final Payments

School District	CD	Federal Acres	Total Acres	Percent Federal	FY24 Payment	Full Funding Payment
<b>Cass School Dist. #63</b>	6, 11	1,026.00	2,807.00	37%	\$439,581.00	\$5,805,324.71
<b>Community Consol. School Dist. #180</b>	6, 11	2,408.00	5,043.84	48%	\$791,422.00	\$8,226,921.84
<b>Elwood CCSD #203</b>	1, 14	6,747.37	18,679.68	36%	\$725,928.00	\$2,844,256.16
<b>Ewing-Northern Comm. C. School Dist. #115</b>	12	15,398.00	56,819.42	27%	\$61,664.00	\$323,993.53
<b>Giant City Community Consolidate</b>	12	5,046.00	25,023.00	20%	\$17,959.00	\$301,234.89
<b>Lemont High School District 210</b>	1, 6, 11	3,608.00	19,840.00	18%	\$929,908.00	\$4,938,941.71
<b>Spring Garden CCSD178</b>	12	3,200.00	33,360.00	10%	\$10,691.00	\$90,888.26
<b>Wilmington Comm. Unit School Dist. #209-U</b>	1	14,876.45	63,509.76	23%	\$2,092,714.00	\$3,205,501.77
<b>TOTAL</b>		<b>52,309.82</b>	<b>225,082.70</b>		<b>\$5,069,867.00</b>	<b>\$25,737,062.87</b>

# Indiana

## Impact Aid Fiscal Year 2024 Section 7002 – Federal Property Final Payments

School District	CD	Federal Acres	Total Acres	Percent Federal	FY24 Payment	Full Funding Payment
<b>Bartholomew Consolidated School Corp.</b>	6, 9	24,270.00	216,792.13	11%	\$260,738.00	\$4,011,301.88
<b>Loogootee Community School Corporation</b>	8	39,150.00	85,425.80	46%	\$267,309.00	\$1,206,169.17
<b>Madison Consolidated Schools</b>	9	15,770.00	161,805.00	10%	\$77,079.00	\$600,579.79
<b>Perry Central Community School Corp.</b>	8	43,251.00	219,996.00	20%	\$166,002.00	\$629,308.42
<b>South Ripley Community School Corp.</b>	9	28,042.04	135,277.90	21%	\$76,479.00	\$709,946.71
<b>TOTAL</b>		<b>150,483.04</b>	<b>819,296.83</b>		<b>\$847,607.00</b>	<b>\$7,157,305.97</b>



# Iowa

## Impact Aid Fiscal Year 2024 Section 7002 – Federal Property Final Payments

School District	CD	Federal Acres	Total Acres	Percent Federal	FY24 Payment	Full Funding Payment
Clear Creek-Amana Schools	1	9,595.62	9,595.62	100%	\$66,146.00	-
Moravia Community School District	3	21,344.00	83,993.00	25%	\$62,427.00	\$386,629.69
Solon Comm. School Dist.	1, 2	6,107.00	56,631.00	11%	\$86,720.00	\$834,665.99
<b>TOTAL</b>		<b>37,046.62</b>	<b>150,219.62</b>		<b>\$215,293.00</b>	<b>\$1,221,295.68</b>

# Kansas

## Impact Aid Fiscal Year 2024 Section 7002 – Federal Property Final Payments

School District	CD	Federal Acres	Total Acres	Percent Federal	FY24 Payment	Full Funding Payment
Blue Valley Unified School District #384	1	21,156.81	196,636.30	11%	\$82,844.00	\$134,490.97
Burlington Unif. School Dist. #244	2	14,918.43	110,481.61	14%	\$29,152.00	\$128,404.20
Clay Center Unified School Dist. #379	1	16,536.00	375,200.00	4%	\$24,139.00	\$210,047.14
Ell-Saline Unif. School Dist. #307	1	23,302.00	185,907.00	13%	\$30,470.00	\$152,174.33
Eureka Unif. School Dist. #389	2, 4	10,546.00	31,801.90	33%	\$19,016.00	\$579,350.75
Independence Unif. School Dist. #446	2, 4	20,227.00	138,886.00	15%	\$26,320.00	-
Norton Unif. School Dist. #211	1	7,185.00	364,585.57	2%	\$6,530.00	\$33,323.07
Oskaloosa Unif. School Dist. #341	1	12,344.00	63,599.00	19%	\$59,095.00	\$294,879.43
Riley Unified Sch. Dist. 378	1, 2	35,330.00	132,790.43	27%	\$46,230.00	\$734,703.22
Thunder Ridge Unif. School Dist. #110	1	13,811.00	92,305.00	15%	\$53,207.00	\$47,218.88
USD 343 Perry Public Schools	1	7,758.00	70,385.39	11%	\$20,177.00	\$168,791.03
Waconda Unif. School Dist. #272	1	23,415.00	157,427.00	15%	\$62,948.00	\$250,018.92
West Franklin Unif. School Dist. #287	2, 3	4,148.00	19,789.01	21%	\$12,512.00	\$61,742.95
<b>TOTAL</b>		<b>210,677.24</b>	<b>1,939,794.21</b>		<b>\$472,640.00</b>	<b>\$2,795,144.89</b>

# Kentucky

## Impact Aid Fiscal Year 2024 Section 7002 – Federal Property Final Payments

School District	CD	Federal Acres	Total Acres	Percent Federal	FY24 Payment	Full Funding Payment
Clinton Co. Board of Education	1	12,070.00	126,208.00	10%	\$3,668.00	\$195,124.19
Edmonson Co. Board of Education	2	45,477.00	140,947.00	32%	\$98,114.00	\$1,603,690.71
Lyon County Schools	1	23,076.51	164,480.00	14%	\$65,285.00	\$477,601.84
Russell Co. Board of Education	1	32,616.98	180,478.00	18%	\$257,858.00	\$773,553.34
Taylor Co. School Dist.	1	13,436.00	173,422.84	8%	\$59,458.00	\$284,046.03
Trigg County School District	1	76,034.93	307,932.20	25%	\$1,179,733.00	\$1,777,355.57
<b>TOTAL</b>		<b>202,711.42</b>	<b>1,093,468.04</b>		<b>\$1,664,116.00</b>	<b>\$5,111,371.68</b>

# Michigan

## Impact Aid Fiscal Year 2024 Section 7002 – Federal Property Final Payments

School District	CD	Federal Acres	Total Acres	Percent Federal	FY24 Payment	Full Funding Payment
Baldwin Comm. Schools	2	14,884.00	234,096.02	6%	\$119,812.00	-
Big Bay De Noc School Dist.	1	2,042.00	81,063.00	3%	\$18,493.00	\$18,920.40
Ewen-Trout Creek School	1	63,654.00	436,312.23	15%	\$129,621.00	\$221,648.66
Glen Lake Community School	1	24,303.89	94,306.60	26%	\$3,312,098.00	\$5,476,395.77
Leland Public School	1	16,446.08	45,384.50	36%	\$707,415.00	\$4,291,198.42
Wakefield-Marenisco School District	1	27,302.00	368,200.00	7%	\$43,726.00	\$186,387.81
Watersmeet Township School District	1	60,522.00	177,774.00	34%	\$328,421.00	\$1,722,325.11
<b>TOTAL</b>		<b>209,153.97</b>	<b>1,437,136.35</b>		<b>\$4,659,586.00</b>	<b>\$11,916,876.17</b>

# Missouri

## Impact Aid Fiscal Year 2024 Section 7002 – Federal Property Final Payments

School District	CD	Federal Acres	Total Acres	Percent Federal	FY24 Payment	Full Funding Payment
<b>Bunker R-III School Dist. 090-077</b>	8	11,255.00	147,422.23	8%	\$11,426.00	\$119,932.33
<b>Chadwick School Dist. R-1</b>	7	26,060.00	88,432.00	29%	\$47,339.00	\$186,542.69
<b>East Carter Co. R-II School Dist. 018-047</b>	8	20,163.48	220,792.72	9%	\$21,830.00	\$89,397.12
<b>Eminence R-I</b>	8	19,170.00	226,422.00	8%	\$32,121.00	\$59,461.03
<b>Fair Play R-II School Dist. 084-002</b>	4	3,367.00	54,887.04	6%	\$4,393.00	-
<b>Greenville R-II School Dist. 111-086</b>	8	55,229.84	290,749.40	19%	\$57,029.00	\$210,368.78
<b>Hermitage R-IV School Dist. 043-004</b>	4	12,251.85	39,587.00	31%	\$17,699.00	\$429,557.04
<b>Lakeland R-III School District</b>	4	31,031.07	120,890.99	26%	\$42,285.00	-
<b>Lesterville R-IV School Dist. 090-078</b>	8	1,746.00	74,114.00	2%	\$1,513.00	\$43,601.04
<b>Osceola School District</b>	4	15,342.00	80,997.00	19%	\$43,800.00	\$235,563.88
<b>Phelps County R-III</b>	4, 8	17,764.61	91,990.64	19%	\$3,945.00	\$104,896.46
<b>Plato R-V School District 107-156</b>	4, 8	22,092.45	143,913.44	15%	\$12,695.00	\$154,450.04
<b>Smithville R-II School Dist. 024-087</b>	5, 6	8,779.00	52,013.30	17%	\$107,237.00	\$2,144,201.00
<b>Southern Reynolds R-II Schools</b>	8	11,490.00	211,508.00	5%	\$12,865.00	\$32,015.27
<b>Van Buren R-I School Dist. 018-050</b>	8	29,095.72	208,600.57	14%	\$76,138.00	\$221,572.50
<b>Warsaw R-IX School District 008-107</b>	4	47,913.22	216,106.04	22%	\$157,999.00	\$1,067,981.01
<b>Wheatland R-II School Dist.</b>	4	13,183.40	80,135.34	16%	\$16,334.00	\$193,067.69
<b>Winona R-III School Dist. 101-105</b>	8	61,519.00	115,770.00	53%	\$57,363.00	\$450,539.18
<b>TOTAL</b>		<b>407,453.64</b>	<b>2,464,331.71</b>		<b>\$724,011.00</b>	<b>\$5,743,147.06</b>

# Nebraska

## Impact Aid Fiscal Year 2024 Section 7002 – Federal Property Final Payments

School District	CD	Federal Acres	Total Acres	Percent Federal	FY24 Payment	Full Funding Payment
Alma Public School	3	21,812.00	102,451.00	21%	\$154,367.00	\$913,302.18
Harvard Public School	3	8,138.00	60,629.00	13%	\$101,837.00	-
Malcolm Public Schools	1	3,052.43	47,064.46	6%	\$43,760.00	\$241,959.78
Niobrara School District #1-R	3	4,046.00	118,029.77	3%	\$3,443.00	\$72,766.27
South Central Nebraska Unified School District	3	22,053.68	305,024.00	7%	\$257,887.00	\$914,020.45
Southern Valley School Dist. #540	3	4,105.00	353,146.34	1%	\$30,321.00	\$72,468.28
<b>TOTAL</b>		<b>63,207.11</b>	<b>986,344.57</b>		<b>\$591,615.00</b>	<b>\$2,214,516.96</b>

# New Jersey

## Impact Aid Fiscal Year 2024 Section 7002 – Federal Property Final Payments

School District	CD	Federal Acres	Total Acres	Percent Federal	FY24 Payment	Full Funding Payment
Blairstown Township BOE	7	7,501.20	43,580.00	17%	\$37,802.00	\$1,620,726.92
Colts Neck Twp. Board of Education	4	4,970.00	20,299.00	24%	\$728,994.00	\$8,651,358.25
Kittatinny Regional High School District	5, 7	18,837.00	88,632.00	21%	\$413,576.00	\$4,321,717.84
Lakehurst Borough Board of Education	4	6.60	22.84	29%	\$61,662.00	-
Montague Board of Education	5	2,616.00	29,748.60	9%	\$173,304.00	\$628,850.40
New Hanover Twp. Board of Education	3	8,435.00	16,971.00	50%	\$689,762.00	\$2,047,748.66
Plumsted Twp. Board of Education	4	11,904.50	26,048.00	46%	\$1,083,365.00	\$11,192,917.69
Rockaway Township Board of Education	11	2,930.27	29,383.40	10%	\$400,590.00	\$5,414,355.12
Sandyston-Walpack Consolidated School Dist.	5, 7	18,681.62	42,701.00	44%	\$375,052.00	\$1,805,139.85
<b>TOTAL</b>		<b>75,882.19</b>	<b>297,385.84</b>		<b>\$3,964,107.00</b>	<b>\$35,682,814.73</b>

## New York

### Impact Aid Fiscal Year 2024 Section 7002 – Federal Property Final Payments

School District	CD	Federal Acres	Total Acres	Percent Federal	FY24 Payment	Full Funding Payment
Highland Falls-Ft. Montgomery Central School District	18	13,857.00	20,190.00	69%	\$3,764,562.00	\$24,736,466.97
Hyde Park Central School District	18	1,086.21	24,719.00	4%	\$372,143.00	\$1,901,261.12
<b>TOTAL</b>		<b>14,943.21</b>	<b>44,909.00</b>		<b>\$4,136,705.00</b>	<b>\$26,637,728.09</b>

## North Carolina

### Impact Aid Fiscal Year 2024 Section 7002 – Federal Property Final Payments

School District	CD	Federal Acres	Total Acres	Percent Federal	FY24 Payment	Full Funding Payment
Graham County Schools	11	60,237.97	186,915.00	32%	\$429,111.00	\$3,211,464.67
Onslow County Board of Education	3	126,082.59	520,288.00	24%	\$2,557,061.00	\$36,599,133.09
Swain County Board of Education	11	269,895.00	370,130.00	73%	\$651,404.00	\$7,646,377.44
<b>TOTAL</b>		<b>456,215.56</b>	<b>1,077,333.00</b>		<b>\$3,637,576.00</b>	<b>\$47,456,975.20</b>

## North Dakota

### Impact Aid Fiscal Year 2024 Section 7002 – Federal Property Final Payments

School District	CD	Federal Acres	Total Acres	Percent Federal	FY24 Payment	Full Funding Payment
<b>Beulah Public School Dist. #27</b>	AL	2,201.00	307,381.63	1%	\$1,245.00	\$15,014.18
<b>Garrison School District #51</b>	AL	40,935.00	238,867.28	17%	\$64,922.00	\$355,395.53
<b>Hazen Public School District #3</b>	AL	6,138.79	142,365.05	4%	\$8,020.00	\$43,419.94
<b>Turtle Lake-Mercer School District #72</b>	AL	3,517.00	287,570.80	1%	\$4,136.00	\$12,440.24
<b>Underwood School District #8</b>	AL	26,512.47	131,572.18	20%	\$28,466.00	\$267,981.63
<b>TOTAL</b>		<b>79,304.26</b>	<b>1,107,756.94</b>		<b>\$106,789.00</b>	<b>\$694,251.52</b>

## Ohio

### Impact Aid Fiscal Year 2024 Section 7002 – Federal Property Final Payments

School District	CD	Federal Acres	Total Acres	Percent Federal	FY24 Payment	Full Funding Payment
<b>Mad River Local School District</b>	10	659.00	6,095.00	11%	\$168,111.00	\$1,230,537.15
<b>Maplewood Local School Dist.</b>	14	8,281.85	51,699.00	16%	\$79,219.00	\$595,106.61
<b>Perkins Local School District</b>	9	8,694.26	25,960.46	33%	\$666,555.00	\$10,854,805.09
<b>Southeast Local School Dist.</b>	14	22,696.43	82,067.45	28%	\$474,634.00	\$3,022,007.36
<b>Windham Exempted Village Schools</b>	14	5,749.84	9,434.88	61%	\$95,934.00	\$2,818,094.28
<b>TOTAL</b>		<b>46,081.38</b>	<b>175,256.79</b>		<b>\$1,484,453.00</b>	<b>\$18,520,550.49</b>

# Oklahoma

## Impact Aid Fiscal Year 2024 Section 7002 – Federal Property Final Payments

School District	CD	Federal Acres	Total Acres	Percent Federal	FY24 Payment	Full Funding Payment
Arapaho-Butler Public School	3	12,471.00	70,274.80	18%	\$13,207.00	\$27,594.32
Bowring Public School	3	20,689.12	157,885.38	13%	\$11,228.00	\$25,701.12
Canadian 61-I002-000	2	15,878.00	65,083.52	24%	\$130,098.00	\$454,344.04
Chelsea School District 66-I003-000	2	7,483.29	102,808.00	7%	\$4,872.00	-
Cleveland School Dist. 59-I006-000	3	14,039.14	88,877.10	16%	\$42,415.00	\$253,577.92
Colbert 07-I004-000	2	8,279.00	42,652.24	19%	\$35,360.00	\$189,295.06
Crowder 61-I028-000	2	16,060.00	105,971.84	15%	\$27,938.00	\$84,159.33
Eufaula School Dist. 49-I001-000	2	25,211.00	174,141.36	14%	\$183,282.00	\$347,470.72
Felt School Dist. 13-I010-000	3	13,733.50	220,756.69	6%	\$4,074.00	\$9,376.07
Gore School District 68-I006-000	2	3,956.33	40,610.73	10%	\$5,839.00	\$64,411.65
Haywood School Dist. 61-C088-000	2	7,560.31	60,810.88	12%	\$2,963.00	\$21,413.01
Hulbert Public School 11-I016-000	2	9,945.00	54,070.00	18%	\$7,457.00	\$148,323.95
Keota School District 31-I043-000	2	19,564.00	87,187.03	22%	\$18,761.00	\$70,700.30
Keys School	2	18,868.00	113,852.00	17%	\$26,103.00	\$294,095.41
Kildare School	3	6,428.00	63,693.00	10%	\$7,899.00	\$36,414.39
Kingston 45-I003-000	2	38,585.31	108,320.00	36%	\$434,999.00	\$1,742,781.61
Little Axe School District 14-I070	4, 5	3,319.00	28,614.00	12%	\$6,317.00	\$155,937.46
Locust Grove 46-I017-000	2	14,720.00	80,345.88	18%	\$16,344.00	\$318,063.76
Mannford Public Schools 19-I003-000	3	13,528.00	49,584.00	27%	\$59,650.00	\$579,193.06
Marietta 43-I016-000	4	7,269.97	76,521.00	10%	\$4,821.00	\$106,671.52
Ravia School District 35-C010-000	2	4,897.00	28,068.85	17%	\$7,751.00	\$41,597.98
Shidler 57-I011-000	3	14,171.00	259,765.00	5%	\$23,902.00	-
Silo School District 07-I001-000	2	17,429.00	77,440.00	23%	\$186,539.00	\$782,793.25
Skiatook 72-I007-000	1, 2, 3	6,449.16	38,492.83	17%	\$51,750.00	\$586,152.26
Snyder 38-I004-000	3, 4	7,193.00	221,079.00	3%	\$7,306.00	\$17,924.39
Stidham School District 49-C016-000	2	10,752.00	42,919.38	25%	\$8,556.00	\$27,923.04
Stringtown School District 03-I007-000	2	14,045.00	112,440.00	12%	\$12,397.00	\$23,953.36
Tahlequah 11-I035-000	2	32,013.47	78,549.00	41%	\$202,122.00	\$2,576,786.44
Thackerville Public Schools	4	4,527.79	38,441.00	12%	\$10,142.00	\$183,836.96
Tishomingo 35-I020-000	2	23,749.00	141,905.06	17%	\$93,198.00	\$171,209.47
Tuskahoma Public School	2	16,539.83	63,376.32	26%	\$19,587.00	\$279,492.71
Vian School District 68-I002-000	2	11,811.00	85,374.05	14%	\$12,123.00	\$140,693.96
Wister School District 40-I049-000	2	6,469.00	32,441.00	20%	\$6,765.00	\$94,120.06
<b>TOTAL</b>		<b>447,634.22</b>	<b>3,012,350.94</b>		<b>\$1,685,765.00</b>	<b>\$9,856,008.58</b>

# Pennsylvania

## Impact Aid Fiscal Year 2024 Section 7002 – Federal Property Final Payments

School District	CD	Federal Acres	Total Acres	Percent Federal	FY24 Payment	Full Funding Payment
Chambersburg Area School District	13	15,832.00	161,203.20	10%	\$508,726.00	\$10,098,855.75
Delaware Valley School Dist.	8	7,633.00	125,797.33	6%	\$741,316.00	\$3,375,815.17
East Stroudsburg Area School District	8	11,385.92	137,864.28	8%	\$623,667.00	\$9,501,260.60
Hatboro Horsham School Dist.	1, 4	1,063.95	11,995.00	9%	\$727,701.00	\$8,260,382.97
Warren County School District	15	8,507.00	575,227.00	1%	\$128,326.00	\$380,100.07
<b>TOTAL</b>		<b>44,421.87</b>	<b>1,012,086.81</b>		<b>\$2,729,736.00</b>	<b>\$31,616,414.56</b>

# South Carolina

## Impact Aid Fiscal Year 2024 Section 7002 – Federal Property Final Payments

School District	CD	Federal Acres	Total Acres	Percent Federal	FY24 Payment	Full Funding Payment
Anderson Co. School Dist. #4	3	14,247.00	67,608.00	21%	\$268,386.00	\$5,512,904.19
<b>TOTAL</b>		<b>14,247.00</b>	<b>67,608.00</b>		<b>\$268,386.00</b>	<b>\$5,512,904.19</b>



# South Dakota

## Impact Aid Fiscal Year 2024 Section 7002 – Federal Property Final Payments

School District	CD	Federal Acres	Total Acres	Percent Federal	FY24 Payment	Full Funding Payment
Andes Central School District 11-1	AL	10,312.14	130,821.24	8%	\$201,103.00	\$142,845.26
Bison School Dist. #52-1	AL	21,288.99	854,111.86	2%	\$17,940.00	\$28,510.34
Bon Homme School District #4-2	AL	11,749.51	201,923.86	6%	\$301,062.00	\$116,694.14
Burke School Dist. #26-2	AL	7,501.00	224,505.73	3%	\$3,337.00	\$38,336.94
Chamberlain Independent School District #1	AL	20,407.91	594,750.62	3%	\$121,610.00	\$107,377.07
Custer School District 16-1	AL	17,973.17	772,901.85	2%	\$673,977.00	\$200,121.05
Hill City School Distirct	AL	11,600.65	373,637.78	3%	\$441,031.00	\$133,903.15
Hot Springs School District 23-2	AL	13,799.63	378,304.00	4%	\$93,946.00	\$153,590.37
Kadoka Area School District 35-2	AL	42,448.00	1,324,417.45	3%	\$19,004.00	\$24,431.28
Lemmon School Dist. #52-4	AL	91,516.32	1,053,394.94	9%	\$65,999.00	\$138,612.54
Lyman Independent School District #42-1	AL	8,209.07	779,011.25	1%	\$4,974.00	\$14,642.33
Mobridge-Pollock School District #62-6	AL	17,209.00	170,333.49	10%	\$83,124.00	-
Oelrichs Public Schools #23-3	AL	34,275.43	360,136.00	10%	\$101,717.00	\$31,180.50
Pierre School Dist. #32-2	AL	14,378.00	227,653.23	6%	\$268,169.00	\$569,166.28
Platte-Geddes School District #11-5	AL	22,002.00	404,233.60	5%	\$76,397.00	\$136,766.82
South Central School District #26-5	AL	16,813.00	202,413.60	8%	\$1,259.00	\$74,142.12
Stanley Co. School Dist. #57-1	AL	92,451.00	970,986.85	10%	\$402,621.00	\$318,251.94
Wall School District #51-5	AL	46,079.00	843,400.40	5%	\$602,075.00	\$76,744.12
Yankton School Dist. #63-3	AL	2,409.00	138,484.00	2%	\$46,826.00	\$197,147.70
<b>TOTAL</b>		<b>502,422.82</b>	<b>10,005,421.75</b>		<b>\$3,526,171.00</b>	<b>\$2,502,463.95</b>

# Tennessee

## Impact Aid Fiscal Year 2024 Section 7002 – Federal Property Final Payments

School District	CD	Federal Acres	Total Acres	Percent Federal	FY24 Payment	Full Funding Payment
Clay County Schools	6	27,878.00	66,000.00	42%	\$97,810.00	\$1,224,641.20
DeKalb Co. Board of Education	6	38,062.00	210,560.00	18%	\$163,995.00	\$665,655.97
Pickett Co. Board of Education	6	17,973.00	112,047.50	16%	\$49,215.00	\$127,853.03
Stewart County Board of Education	7	137,238.13	321,888.00	43%	\$193,230.00	\$530,566.10
Unicoi Co. Board of Education	1	51,398.95	119,355.52	43%	\$205,589.00	\$1,577,124.60
<b>TOTAL</b>		<b>272,550.08</b>	<b>829,851.02</b>		<b>\$709,839.00</b>	<b>\$4,125,840.90</b>

# Texas

## Impact Aid Fiscal Year 2024 Section 7002 – Federal Property Final Payments

School District	CD	Federal Acres	Total Acres	Percent Federal	FY24 Payment	Full Funding Payment
Broaddus Indp. School Dist.	1	31,409.00	133,568.00	24%	\$197,676.00	\$1,553,652.35
Brookeland Ind. School Dist.	1, 36	29,231.00	103,680.00	28%	\$1,372,452.00	-
Farmersville Indp. School Dist.	3	10,293.00	54,101.70	19%	\$111,652.00	\$1,834,103.42
Gatesville Independent School District	31	65,441.00	311,203.00	21%	\$140,433.00	\$2,260,917.12
Granger Indp. School Dist.	31	10,766.00	64,119.00	17%	\$37,747.00	-
Kopperl Indp. School Dist.	31	15,849.00	73,246.00	22%	\$39,298.00	\$649,564.98
Lake Dallas Ind. School Dist.	26	2,879.56	10,674.00	27%	\$481,972.00	\$10,471,964.79
Lewisville Ind. School Dist.	24, 26, 32	17,663.82	79,255.00	22%	\$3,898,847.00	\$117,940,957.74
Liberty-Eylau Indp. School Dist.	1	9,626.10	44,168.64	22%	\$113,426.00	\$1,500,025.10
Little Elm Indp. School Dist.	4, 26	9,913.00	25,059.00	40%	\$986,726.00	\$45,584,490.16
Pilot Point Independent School District	4, 26	21,495.00	77,421.00	28%	\$194,483.00	\$3,559,804.25
Pottsboro Ind. School Dist.	4	21,599.00	61,700.00	35%	\$561,484.00	\$7,282,317.44
Princeton Ind. School Dist.	3	13,161.00	40,040.16	33%	\$420,436.00	\$13,816,638.74
Redwater Independent School District	1, 4	28,004.42	56,205.10	50%	\$310,495.00	\$3,120,333.08
Texline Indp. School Dist.	13	46,625.00	392,280.00	12%	\$42,786.00	\$213,092.00
Walnut Bend ISD	26	5,263.98	13,741.14	38%	\$6,771.00	\$87,001.79
Wylie ISD	3	3,511.00	25,831.06	14%	\$244,323.00	\$12,622,679.33
<b>TOTAL</b>		<b>342,730.88</b>	<b>1,566,292.80</b>		<b>\$9,161,007.00</b>	<b>\$222,497,542.29</b>

## Vermont

### Impact Aid Fiscal Year 2024 Section 7002 – Federal Property Final Payments

School District	CD	Federal Acres	Total Acres	Percent Federal	FY24 Payment	Full Funding Payment
Southwest Vermont Union Elem. School Dist.	AL	25,270.00	109,676.10	23%	\$117,693.00	\$7,805,705.72
Taconic and Green Regional School District	AL	18,332.00	117,215.00	16%	\$193,109.00	\$6,060,110.88
<b>TOTAL</b>		<b>43,602.00</b>	<b>226,891.10</b>		<b>\$310,802.00</b>	<b>\$13,865,816.60</b>

## Virginia

### Impact Aid Fiscal Year 2024 Section 7002 – Federal Property Final Payments

School District	CD	Federal Acres	Total Acres	Percent Federal	FY24 Payment	Full Funding Payment
Craig Co. School Board	9	35,939.28	210,899.20	17%	\$54,065.00	\$681,326.51
York County School Board	1	25,522.58	68,355.00	37%	\$2,493,363.00	\$35,819,620.77
<b>TOTAL</b>		<b>61,461.86</b>	<b>279,254.20</b>		<b>\$2,547,428.00</b>	<b>\$36,500,947.28</b>

## Wisconsin

### Impact Aid Fiscal Year 2024 Section 7002 – Federal Property Final Payments

School District	CD	Federal Acres	Total Acres	Percent Federal	FY24 Payment	Full Funding Payment
Crandon School District	7	9,661.67	326,986.75	3%	\$34,171.00	\$177,012.80
Laona Jt. School Dist. #1	7	8,283.00	154,053.66	5%	\$30,029.00	\$92,943.08
School District Of Florence County	7	13,225.90	312,187.21	4%	\$43,581.00	\$224,191.37
<b>TOTAL</b>		<b>31,170.57</b>	<b>793,227.62</b>		<b>\$107,781.00</b>	<b>\$494,147.25</b>

# Glossary

**CD:** Congressional District or districts based on National Center for Education Statistics (NCES) data

**Federal Acres:** Total eligible federally-owned acres in a school district

**FY24 Payment:** District's actual FY24 Federal Property payment

- When a school district's foundation payment is higher than the payment calculated under current law, the *FY24 Payment* is higher than the *Full Funding Payment*

**Full Funding Payment:** District's FY24 payment if program were fully funded – also referred to as “maximum payment”

- A dash in the *Full Funding Payment* column denotes a school district selected the “Opt-Out” option on their Section 7002 Impact Aid application and chose to only receive their foundation payment, forgoing their final payment

**Percent Federal:** Percent of a school district's total acres that is eligible federal land

**School District:** Used here to mean local educational agency (LEA) – a board of education or other legally constituted local school authority having administrative control and direction of free public education in a county, township, independent school district or other school district, including any state agency that operates and maintains facilities for providing a free public education

**Total Acres:** Total acres in a school district