

Pre-Conference Webinar

Nicole Russell
Executive Director



Building a Better Future



Today's Agenda

I. Conference Update

- Conference Agenda
- On-site Logistics
- Conference App

II. Preparing for Hill Day

- Preview the NAFIS Talking Points
- Using the Payments Overviews
- NAFIS Advocacy Resources

III. Questions

Conference Highlights

Sunday, March 10 - *School Spirit Sunday*

9:00 – 10:45 AM Basics of Impact Aid + Policy & Advocacy 101

1:00 – 2:15 PM Opening General Session

- Keynote: Debbie Silver “Building a Positive School Culture – Helping Teachers Thrive”

2:30 – 3:30 PM Breakout Sessions

- Supporting Students’ Educational, Emotional & Cultural Needs
- Hill Meetings 101
- Building Knowledge on School Infrastructure

3:45 – 4:40 PM First General Session

- Association Business & Legislative Update

4:45 – 5:30 PM School Board Members Session & School Business Officials Session

5:30 – 6:30 PM Meet & Greet Reception

Conference Highlights

Monday, March 11

10:30 – 11:30 AM Breakout Sessions

- Application Monitoring FY 2025, U.S. Department of Education
- Attracting & Retaining Teachers & Staff
- Every Day Matters: Strategies to Reduce Chronic Absenteeism
- Practicing “Safe Stress!”, Debbie Silver

12:15 – 1:30 PM Seated Luncheon & Speaker Dan Lippman, POLITICO

2:00 – 4:00 PM Second General Session

- Impact Aid Office Update
- Congressional Staff Panel

Tuesday, March 12

9:00 – 4:30 PM Prescheduled Congressional Meetings

4:30 – 5:00 PM Hill Day Debrief

6:00 – 9:00 PM Ending Reception

NAFIS Spring Conference Congressional Staff Panel



Samantha DeVito
Legislative Assistant
Rep. Joe Courtney (D-CT)



RJ Martin
Professional Staff
House Committee on Education
& the Workforce,
Rep. Virginia Foxx (R-NC)



Hayley Sanon
K-12 Education Policy
Advisor
Senate HELP Committee,
Sen. Bill Cassidy (R-LA)



Ben Strand
Senior Policy Advisor
Sen. Mazie Hirono (D-HI)

NAFIS Subgroup Meetings

NAFIS is the umbrella organization of four subgroups which meet throughout the conference. Please join in on these meetings if your district falls within that subgroup.

- Federal Lands Impacted Schools Association (FLISA)
 - Sunday 10:45AM – 11:45AM Concord/Lexington, Monday 8:30AM – 10:00AM Concord/Lexington
- Learning Opportunity Impacted Schools Association (LO~ISA)
 - Sunday 10:45AM – 11:45AM Congressional CD
- National Indian Impacted Schools Association (NIISA)
 - Monday 8:00AM – 10:00AM Regency A
- Military Impacted Schools Association (MISA)
 - Monday 8:00AM – 10:00AM Capitol AB



**National Association
of Federally Impacted Schools**

Join us for the **FISEF Raffle!**

**A fundraiser for the Federally Impacted
Schools Educational Foundation (FISEF)**

**Purchase tickets at registration and throughout the
conference (cash or check only)**

1 Ticket for \$5

5 Tickets for \$20

30 Tickets for \$100

**Raffle tickets will be drawn at the Ending
Reception on March 10**

**ALL PROCEEDS
BENEFIT THE GOOD
IDEA GRANTS
PROGRAM**



Conference Logistics



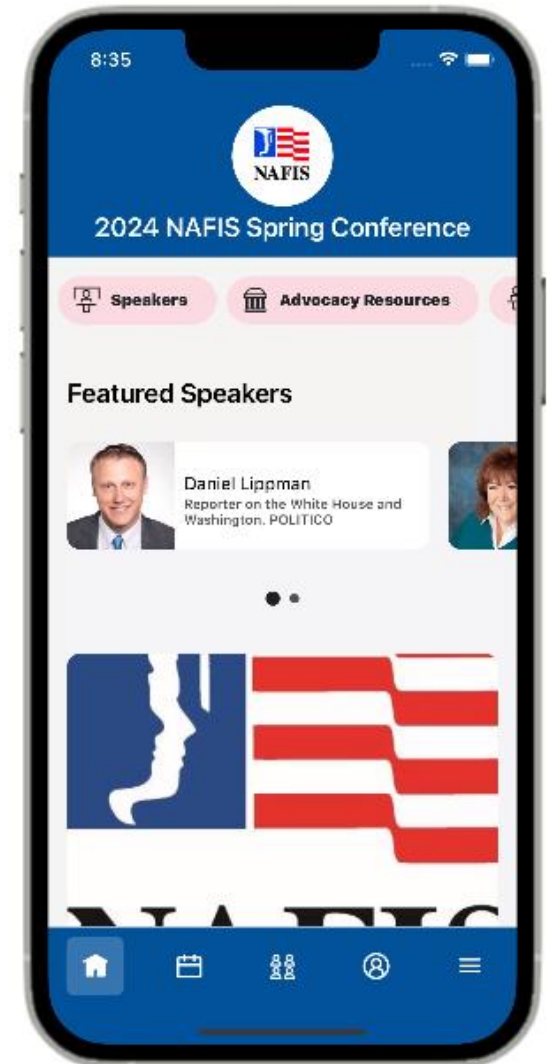
Registration

- Registration begins Sunday morning in Regency Foyer
- Check in at the kiosks
- Go to registration desk for packet and conference swag



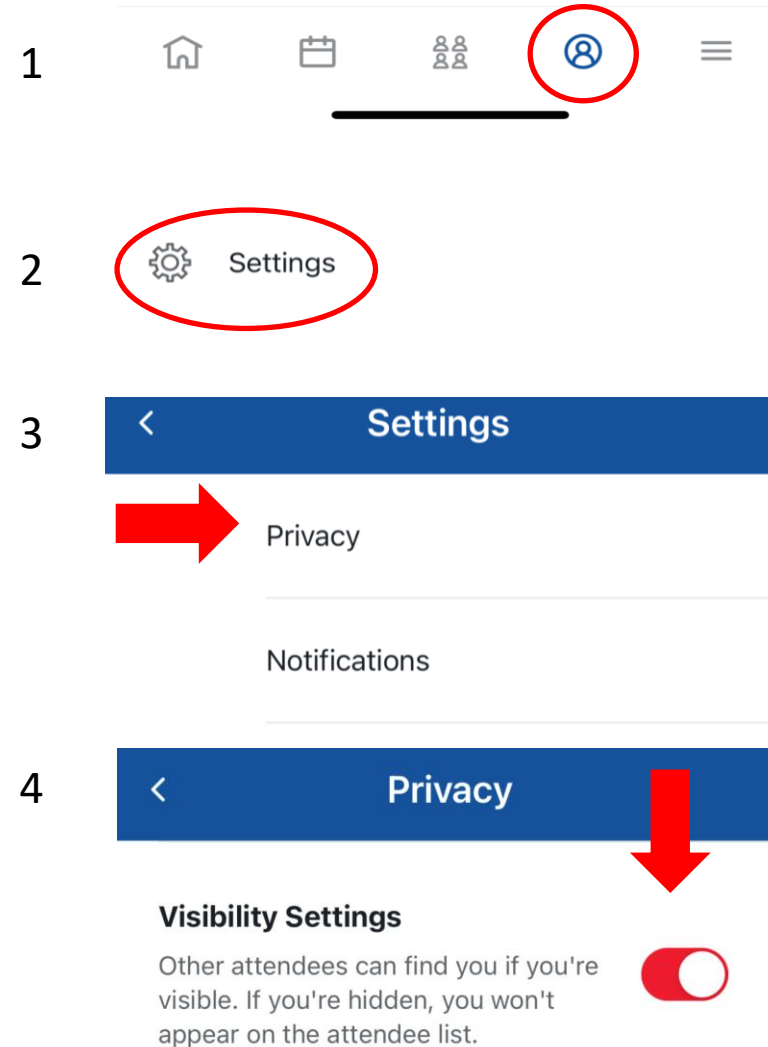
NAFIS Conference App

- Session descriptions, speaker bios, association business and advocacy resources on **conference app**
- Find it in your email or your device's app store – search for “NAFIS Events”
- Log in using **the same email address used to register for the conference**



App Privacy Settings

- All attendees can connect with others at the conference. If you would not like people to connect with you, make yourself invisible on the app by going into your profile, settings, privacy, and turning off visibility



PREPARING FOR HILL DAY

- **Talking Points**
- **Using Payment Overviews**
- **NAFIS Resources**



FY25 Appropriations

FY 25 NAFIS request – \$70 million increase

- \$65 million for Basic Support
- \$2 million for Federal Property
- \$1.5 million for Construction
- \$1.5 million for Children with Disabilities

Section	FY21 Final	FY22 Final	FY23 Final	FY24*	FY25 NAFIS Request
Federal Property	\$76.31 M	\$77.31 M	\$78.31 M	\$78.31 M	\$80.31 M
Basic Support	\$1,354.24 M	\$1,409.24 M	\$1,468.24 M	\$1,468.24 M	\$1,533.24 M
Disabilities	\$48.32 M	\$48.32 M	\$48.32 M	\$48.32 M	\$49.82 M
Construction	\$17.41 M	\$17.41 M	\$18.41 M	\$18.41 M	\$19.91 M
Facilities	\$4.84 M	\$4.84 M	\$4.84 M	\$4.84 M	\$4.84 M
Total	\$1,501.12 M	\$1,557.12 M	\$1,618.12 M	\$1,618.12 M	\$1,688.12 M

Advancing Toward Impact Aid Full Funding

- *Advancing Toward Impact Aid Full Funding Act*
 - Original Co-Sponsors: Representatives Tom Cole (R-OK) and Mike Levin (D-CA) and Senators Ben Ray Luján (D-NM), Thomas Tillis (R-NC), Kirsten Gillibrand (D-NY), Markwayne Mullin (R-OK), Richard Durbin (D-IL) and John Cornyn (R-TX)
- Calls for substantial increases in Impact Aid to get closer to full funding
 - Five-year glidepath
 - Full funding for Basic Support
 - Proportional increase for Federal Property, Construction, & Children with Disabilities
 - Increases CWD payment to \$2000 per student (\$1000 for off-base military students)
 - Introduced in the House (H.R. 1591) and Senate (S. 871)

Impact Aid Infrastructure Partnership Act

- *Impact Aid Infrastructure Partnership Act*
 - Original Co-Sponsors: Representatives John Garamendi (D-CA), Julia Brownley (D-CA), Lloyd Doggett (D-TX), Raul Grijalva (D-AZ) and Marilyn Strickland (D-WA) and Senators Mazie Hirono (D-HI), Tammy Baldwin (D-WI), Richard Blumenthal (D-CT), Dick Durbin (D-IL), Kirsten Gillibrand (D-NY) Martin Heinrich (D-NM), Ben Ray Lujan (D-NM), Alex Padilla (D-CA), Tina Smith (D-MN) and Amy Klobuchar (D-MN).
- **Calls for a \$1 billion increase to Impact Aid Construction line item**
 - Four-year glidepath
 - \$250 million added per year
 - 25% of new funds made available via formula to all eligible school district
 - Remaining 75% will be competitive grants with priority for districts with acute emergencies
 - Introduced in the House (H.R. 6698) and Senate (S. 2808)

118TH CONGRESS – SENATE COALITION

Co-Chairs

- Crapo, Michael (R-ID)
- Hirono, Mazie (D-HI)
- Murray, Patty (D-WA)
- Thune, John (R-SD)

General Membership

- Barrasso, John (R-WY)
- Bennet, Michael (D-CO)
- Brown, Sherrod (D-OH)
- Cantwell, Maria (D-WA)
- Cornyn, John (R-TX)
- Cramer, Kevin (R-ND)
- Daines, Steve (R-MT)
- Durbin, Richard (D-IL)
- Fischer, Deb (R-NE)
- Gillibrand, Kirsten (D-NY)
- Hoeven, John (R-ND)
- Kaine, Tim (D-VA)
- Kelly, Mark (D-AZ)
- Klobuchar, Amy (D-MN)

- Lankford, James (R-OK)
- Lummis, Cynthia (R-WY)
- McConnell, Mitch (R-KY)
- Menendez, Robert (D-NJ)
- Murkowski, Lisa (R-AK)
- Peters, Gary (D-MI)
- Reed, Jack (D-RI)
- Risch, James (R-ID)
- Rounds, Mike (R-SD)
- Schatz, Brian (D-HI)
- Schumer, Charles (D-NY)
- Sinema, Kyrsten (D-AZ)
- Smith, Tina (D-MN)
- Stabenow, Debbie (D-MI)
- Tester, Jon (D-MT)
- Whitehouse, Sheldon (D-RI)

118TH CONGRESS – HOUSE COALITION

Co-Chairs

- Courtney, Joseph (D-CT)
- Newhouse, Dan (R-WA)

Steering Committee

- Pallone, Frank (D-NJ)
- Scott, Bobby (D-VA)
- Smith, Chris (R-NJ)

General Membership

- Amodei, Mark (R-NV)
- Armstrong, Kelly (R-ND)
- Bacon, Don (R-NE)
- Bishop, Sanford (D-GA)
- Bost, Mike (R-IL)
- Brownley, Julia (D-CA)
- Bucshon, Larry (R-IN)

- Burgess, Michael (R-TX)
- Calvert, Ken (R-CA)
- Carson, André (D-IN)
- Carter, Buddy (R-GA)
- Carter, John (R-TX)
- Castro, Joaquin (D-TX)
- Cicilline, David (D-RI)
- Clyburn, James (D-SC)
- Cole, Tom (R-OK)
- Connolly, Gerald (D-VA)
- Cuellar, Henry (D-TX)
- Davis, Danny (D-IL)
- DelBene, Suzan (D-WA)
- Doggett, Lloyd (D-TX)
- Fischbach, Michelle (R-MN)
- Foster, Bill (D-IL)
- Garamendi, John (D-CA)
- Gonzales, Tony (R-TX)

- Gosar, Paul (R-AZ)
- Gottheimer, Josh (D-NJ)
- Granger, Kay (R-TX)
- Grijalva, Raúl (D-AZ)
- Guthrie, Brett (R-KY)
- Guest, Michael (R-MS)
- Hoyer, Steny (D-MD)
- Huffman, Jared (D-CA)
- Johnson, Dusty (R-SD)
- Kilmer, Derek (D-WA)
- Kim, Andy (D-NJ)
- Lamborn, Doug (R-CO)
- Larsen, Rick (D-WA)
- Lee, Barbara (D-CA)
- Lowenthal, Alan (D-CA)
- Lucas, Frank (R-OK)
- McCarthy, Kevin (R-CA)
- McMorris, Cathy (R-WA)
- Norcross, Donald (D-NJ)

- Norton, Eleanor (D-DC)
- Obernolte, Jay (R-CA)
- Payne Jr., Donald (D-NJ)
- Pascrell, William (D-NJ)
- Peters, Scott (D-CA)
- Rogers, Michael (R-AL)
- Sarbanes, John (D-MD)
- Schneider, Brad (D-IL)
- Schrier, Kim (D-WA)
- Simpson, Mike (R-ID)
- Smith, Adam (D-WA)
- Smith, Jason (R-MO)
- Stefanik, Elise (R-NY)
- Michelle Steel (R-CA)
- Tenney, Claudia (R-NY)
- Thompson, Mike (D-CA)
- Turner, Mike (R-OH)
- Williams, Roger (R-TX)
- Wittman, Robert (R-VA)

PREPARING FOR HILL DAY

Advocacy Resources



HOW TO DELIVER A POWERFUL MESSAGE IN A HILL MEETING

Your goal is to become a trusted resource for your Member of Congress and his or her staff, and to develop a strong supporter of Impact Aid.

PREPARING FOR THE MEETING

Use the NAFIS website, nafisdc.org, to increase your familiarity with Impact Aid.

Do your homework by identifying your Member of Congress':

- Committee Membership
- Impact Aid Coalition Membership
- Recent local newspaper articles
- Recent press releases
- Policy interests
- Space on the political spectrum

Prepare an example of how Impact Aid is important for your school district.

Develop your message using the [NAFIS Talking Points](#) and [Elevator Pitch Worksheet](#).

Identify a group leader and plan what each participant will contribute and when.

Plan to use video, if virtual, even if the person you're meeting with is only on audio.

DURING THE MEETING

Be bipartisan and stay positive.

Share your stories and connect them to the interests of your Member of Congress. Be yourself and bring your passion.

Be helpful and offer to get back to the Member of Congress if you don't have the answer to a question.

Make your ask, using the [NAFIS Talking Points](#) to tell your legislator what you want them to do.

- Tailor to the Member of Congress' role
- Tailor to your expertise

Take time to listen and give your Member of Congress and their staff the opportunity to respond.

- Ask, "How can we help you?"
- Ask, "What is your boss' position?"

AFTER THE MEETING

Follow up on any promises made - unanswered questions, statistics, resources, etc.

Foster the relationship with regular contact

- Set calendar reminders to contact your policymakers at least once every quarter
- Share school district news and other successes with your Members of Congress
- Make sure you're following your Members of Congress on social media

Use Twitter to thank your Congressperson - use the [NAFIS Sample Tweets](#) for ideas - or share a brief article on your district website. Be sure to send it to them!

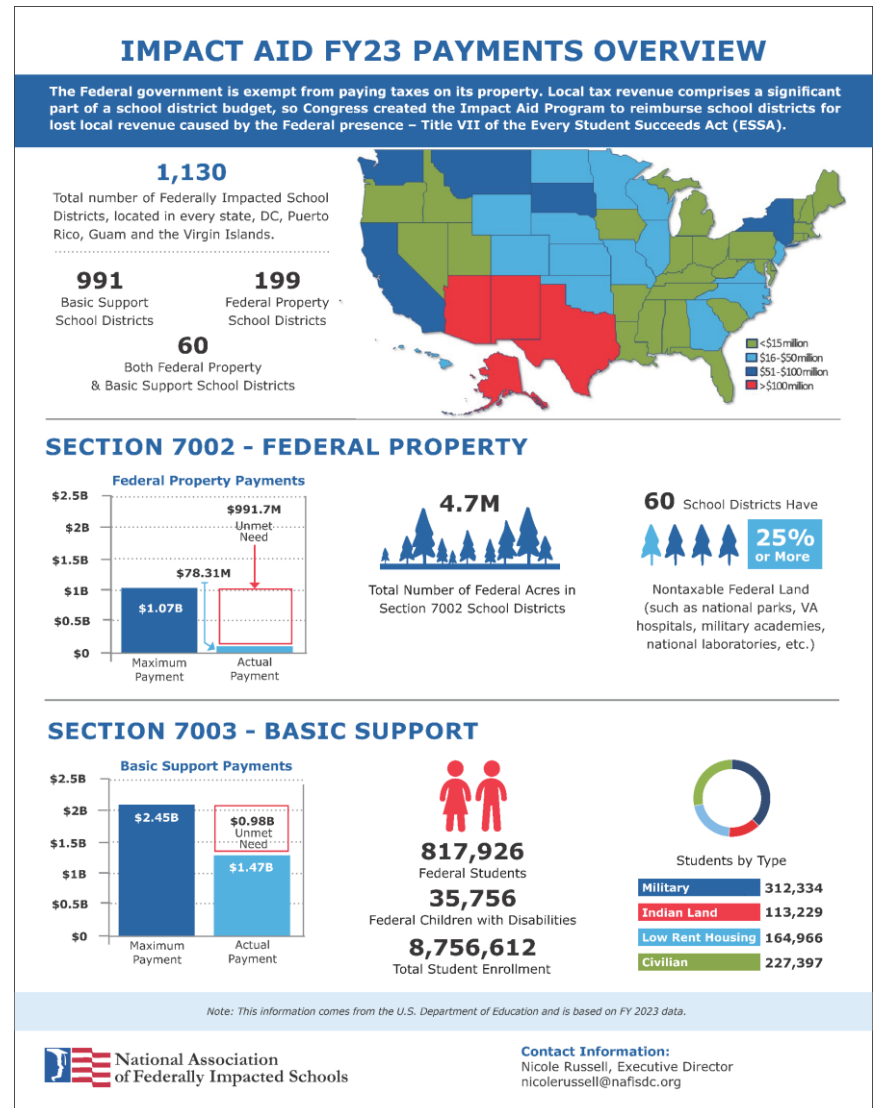
Send a "Thank You" email

- Let the person you met with know you appreciate their time and support
- Reiterate any talking points if necessary
- If the Member of Congress is not on the Impact Aid Coalition, remind them to join by sending an email to info@nafisdc.org
 - Check to see if they're on the coalition:
 - [House of Representatives Coalition](#)
 - [Senate Coalition](#)
- Invite them to visit your school district

Remember, advocacy is a long-term process - the meeting is only the first step!

Impact Aid Payments Overview: FY 2023

- An infographic offering a national snapshot of the Impact Aid program
- Impact Aid Payments Overview: FY23 Section 7002 – Federal Property
- Impact Aid Payments Overview: FY23 Section 7003 – Basic Support



Diving Into the Documents - 7002

North Dakota

Impact Aid Fiscal Year 2023 Section 7002 – Federal Property Final Payments

School District	CD	Federal Acres	Total Acres	Percent Federal	FY23 Payment	Full Funding Payment
Beulah Public School Dist. #27	AL	2,201.00	307,381.63	1%	\$1,248.00	\$38,766.74
Garrison School District #51	AL	40,935.00	238,867.28	17%	\$64,736.00	\$343,270.67
Hazen Public School District #3	AL	6,138.79	142,374.42	4%	\$7,951.00	\$15,013.50
Turtle Lake-Mercer School District #72	AL	3,517.00	287,570.80	1%	\$4,114.00	\$11,078.77
Underwood School District #8	AL	26,512.47	131,572.18	20%	\$28,730.00	\$292,170.47
TOTAL		79,304.26	1,107,766.31		\$106,779.00	\$700,300.15

Ohio

Impact Aid Fiscal Year 2023 Section 7002 – Federal Property Final Payments

School District	CD	Federal Acres	Total Acres	Percent Federal	FY23 Payment	Full Funding Payment
Mad River Local School District	10	659.00	6,095.00	11%	\$168,735.00	\$1,292,907.26
Maplewood Local School Dist.	14	8,281.85	51,699.00	16%	\$79,433.00	\$618,691.45
Perkins Local School District	9	8,694.26	25,960.46	33%	\$664,792.00	\$10,807,311.23
Southeast Local School Dist.	7	22,696.43	82,067.45	28%	\$470,623.00	\$2,718,340.44
Windham Exempted Village Schools	14	5,749.84	9,434.88	61%	\$95,265.00	\$2,788,105.35
TOTAL		46,081.38	175,256.79		\$1,478,848.00	\$18,225,355.73



National Association
of Federally Impacted Schools

Diving Into the Documents - 7003

West Virginia

Impact Aid Fiscal Year 2023 Section 7003 – Basic Support Final Payments

School District	CD	LOT	FY23 Payment	Full Funding Payment	Total Enrollment	Total Federal Enrollment	Military	Civilians	Indian Lands	Low Rent Housing	Disability Payment
Mineral County Schools	1	3%	\$7,423.00	\$100,107.19	4,023	129	9	2	-	118	\$553.00
TOTAL			\$7,423.00	\$100,107.19							\$553.00

Wisconsin

Impact Aid Fiscal Year 2023 Section 7003 – Basic Support Final Payments

School District	CD	LOT	FY23 Payment	Full Funding Payment	Total Enrollment	Total Federal Enrollment	Military	Civilians	Indian Lands	Low Rent Housing	Disability Payment
Black River Falls School District	3	21%	\$427,642.00	\$1,733,958.27	1,717	214	-	-	214	-	\$51,399.00
Crandon School District	7	39%	\$770,072.00	\$1,750,163.48	910	216	-	-	216	-	\$77,099.00
Cumberland School District	7	6%	\$135,476.00	\$307,899.13	1,007	74	-	36	38	-	\$17,878.00
Freedom Area School District	8	5%	\$38,376.00	\$405,130.44	1,572	50	-	-	50	-	\$16,761.00
Gresham School District	8	43%	\$132,293.00	\$279,867.13	254	92	-	57	30	5	\$5,587.00
Hayward Community Schools	7	31%	\$966,963.00	\$2,787,297.40	1,826	488	-	144	344	-	\$90,507.00
Lac du Flambeau School District	7	100%	\$5,953,194.00	\$5,953,193.93	590	534	-	-	534	-	\$153,080.00
Lakeland U.H. School District	7	40%	\$1,079,226.00	\$2,432,691.79	749	226	-	47	179	-	\$59,221.00
Menominee Indian School District	8	100%	\$6,789,986.00	\$6,789,986.11	959	838	-	-	838	-	\$169,841.00
School District of Ashland	7	27%	\$806,153.00	\$2,587,973.22	2,141	370	-	-	315	55	\$91,625.00
School District of Bayfield	7	100%	\$2,538,330.00	\$2,538,329.75	408	297	3	-	294	-	\$87,155.00
School District of Bowler	8	75%	\$1,026,663.00	\$1,301,022.45	373	194	-	40	150	4	\$40,225.00
Seymour Community Schools	8	17%	\$353,554.00	\$1,677,240.00	1,993	207	-	-	207	-	\$62,573.00
Siren Jt. School District #3	7	28%	\$207,852.00	\$641,262.25	446	111	-	26	74	11	\$8,939.00
Sparta Joint School District #1	5	6%	\$61,369.00	\$562,645.15	3,083	277	142	135	-	-	\$13,408.00
Tomah Public Schools	3	25%	\$206,312.00	\$702,334.12	3,122	729	136	528	35	30	\$15,643.00
Unity School District	7	10%	\$198,365.00	\$450,829.15	987	75	4	16	55	-	\$15,085.00
Wabeno Area School District	7	57%	\$499,434.00	\$813,224.67	365	166	-	74	92	-	\$24,582.00
TOTAL			\$22,191,260.00	\$33,715,048.44							\$1,000,608.00

Using the Data in Your Hill Meetings

- Data is important when connected to stories
- Highlight the difference between **actual funding** and **full funding** payment
- Share how you would use additional funding, ask for support
- Share actual construction costs for new or modernized facilities and buildings (vs. what they cost a year prior)

Share on Social Media!



Tony Trongone
@pembsuper

Did you know that the Pemberton School District receives \$1.6 million in 7003 Impact Aid, while it should receive \$6.8 million. That is more than a \$5 million shortfall. @AndyKimNJ @DonaldNorcross @PembertonSchool @NAFISschools @MISA_KyleF data source - bit.ly/2mNeatn

New Jersey

Impact Aid Fiscal Year 2018 Section 7003 - Basic Support Final Payments

School District	CD	LOT	FY18 Payment	Maximum Payment	Total ADA	Total Federal ADA	Military	Civilians	Indian Lands	Low Rent Housing	Disability Payment
Atlantic City Board of Education	2	7%	\$28,951.41	\$462,197.62	6794.89	422.61	0	0	0	422.61	-
Beverly City Board of Education	3	21%	\$35,244.11	\$91,003.60	284.57	54.47	0	0	0	54.47	-
Camden City School District	1	13%	\$131,857.84	\$1,069,310.49	7881.51	977.68	0	0	0	977.68	-
Cape May City Board of Education	2	100%	\$1,987,031.31	\$1,670,745.18	188.77	117.49	100.49	0	0	16.91	\$13,200.38
Eastampton Twp Board of Education	3	1%	-	\$7,820	557.87	3.76	3.76	0	0	0	-
Lakewood Borough Board of Education	4	33%	\$431,206.94	\$1,310,757.44	464.89	66.68	66.68	0	0	0	\$5,713.56
Long Branch Board of Education	6	7%	\$24,566.11	\$380,060.75	5481.94	347.49	0	0	0	347.49	-
Morris School District	11	5%	\$10,251.77	\$260,847.45	4709.94	200.98	22.54	0	0	178.44	\$3,999.49
New Hanover Twp. Board of Education	3	0%	-	\$1,778.40	237.61	0.94	0.94	0	0	0	-
North Hanover Township Board of Education	3	100%	\$10,051,287.38	\$0,267,996.00	1164.25	833.43	820.67	0	0	0	\$124,105.73
Northern Burlington County Regional School Dist.	3	37%	\$1,924,318.27	\$5,360,095.00	2001.37	420.75	420.75	0	0	0	\$70,215.94
Pemberton Township School District	3	25%	\$1,666,803.24	\$6,777,330.79	4865.80	855.59	843.38	0	0	0	\$73,072.72
Phillipsburg Public Schools	7	11%	\$22,579.99	\$300,204.00	2823.18	277.06	4.70	0	0	272.36	-
Rockaway Township Board of Education	11	2%	-	\$381,513.60	3256.19	42.26	42.26	0	0	0	-
Salem City School District	2	0%	-	-	1040.60	0	0	0	0	0	-
Tinton Falls Board of Education	4	8%	\$63,849.92	\$862,095.80	1445.35	63.86	63.86	0	0	0	\$12,557.66
TOTAL			\$15,908,038.49	\$27,122,157.38							\$383,365.46



FLISA Federal Lands @FLISA70... · 9/19/23

Thanks @RepBillFoster for meeting with @FLISA7002 and @Lemont_HS Supt Mary Ticknor to support @NAFISschools and #impactaid students



Join the Conversation

Take a photo on the Hill with the office or Member you met with and post to social media!



Aireane Curtis @AireaneCurtis · 9/18/23
Spending time with Senators Brown and Vance's offices in Washington DC regarding our #impactaid funding. Did you know 61% of the Village of Windham's land is behind the fences at Camp James A Garfield (aka the Ravenna Arsenal)?



#ImpactAid



@NAFISschools



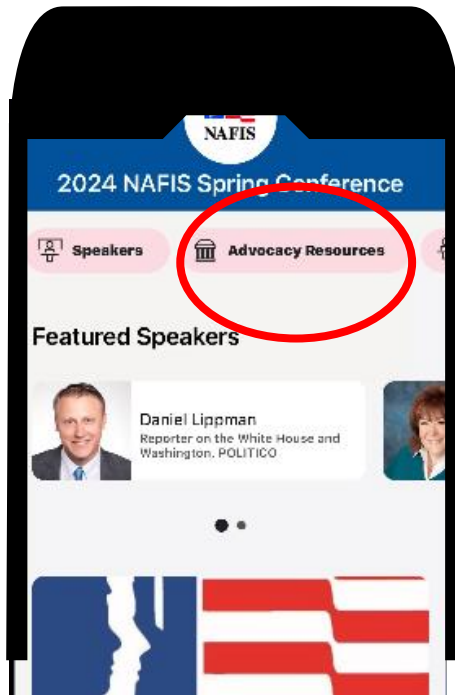
/NAFISschools

Access Advocacy Tools

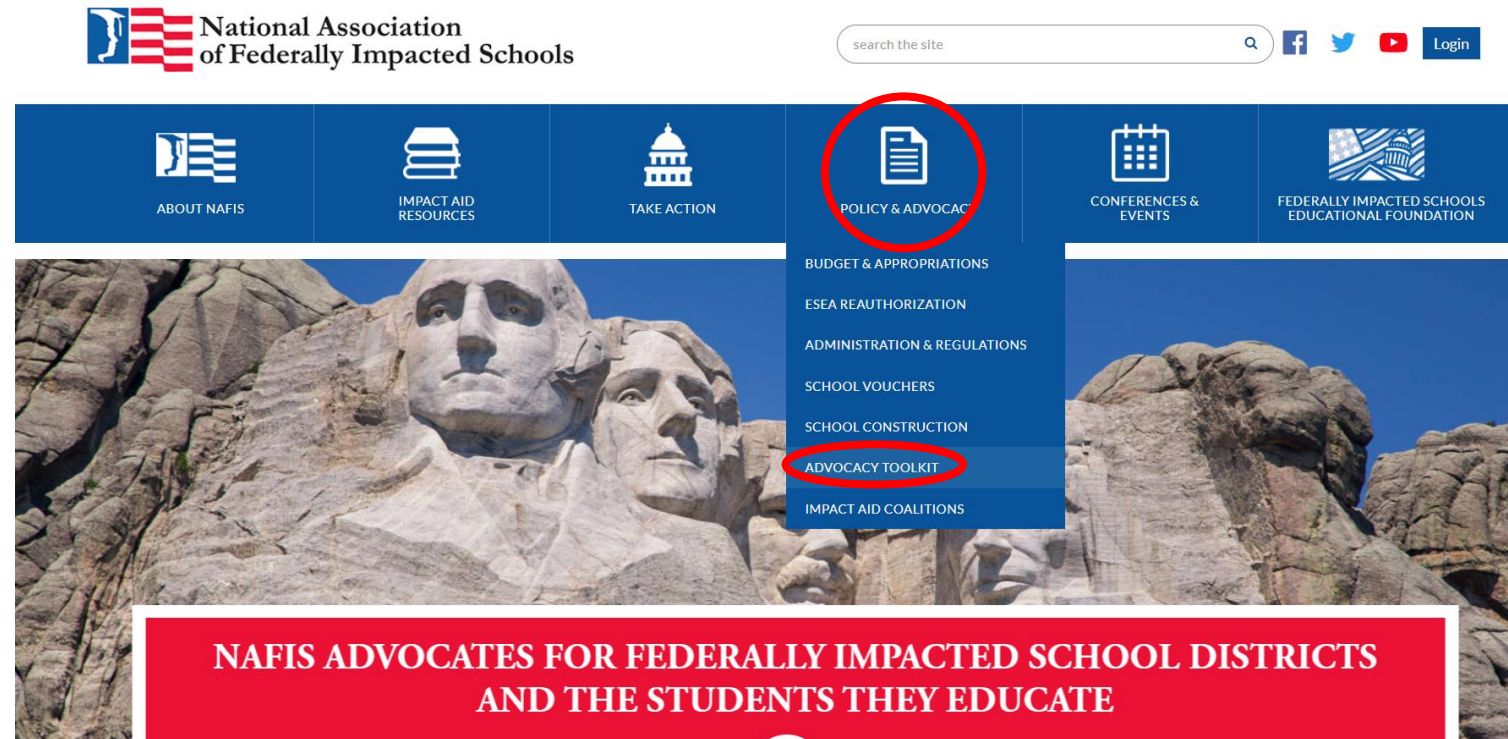
1

OR

2



On the Conference App



<http://www.nafisdc.org/advocacy-toolkit>

Questions?

Contact NAFIS Staff at info@nafisd.org