

IMPACT AID FY24 PAYMENTS OVERVIEW

The Federal government is exempt from paying taxes on its property. Local tax revenue comprises a significant part of a school district budget, so Congress created the Impact Aid Program to reimburse school districts for lost local revenue caused by the Federal presence – Title VII of the Every Student Succeeds Act (ESSA).

1,082

Total number of Federally Impacted School Districts, located in 48 states, the District of Columbia, and Puerto Rico.

943

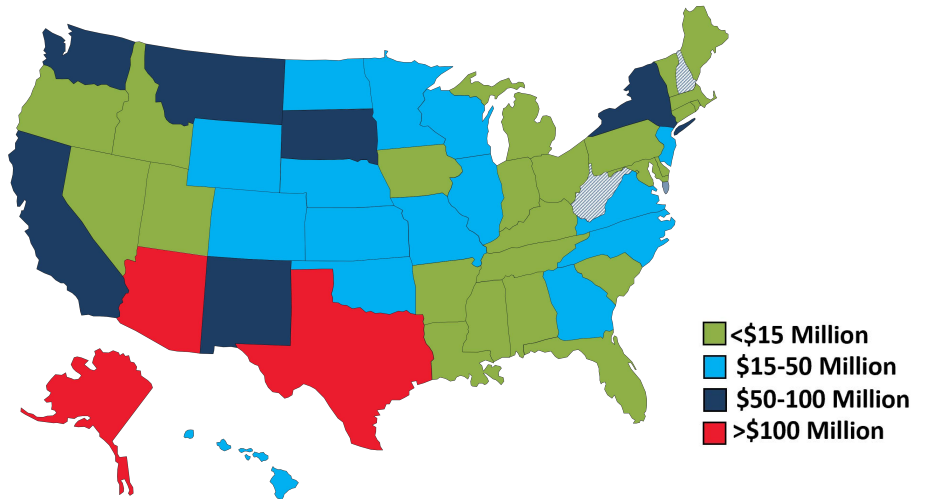
Basic Support School Districts

200

Federal Property School Districts

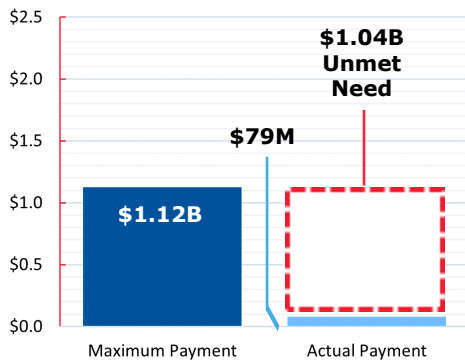
61

Both Federal Property & Basic Support School Districts



SECTION 7002 - FEDERAL PROPERTY

Federal Property Payments
(in billions)



Total Number of Federal Acres in Section 7002 School Districts

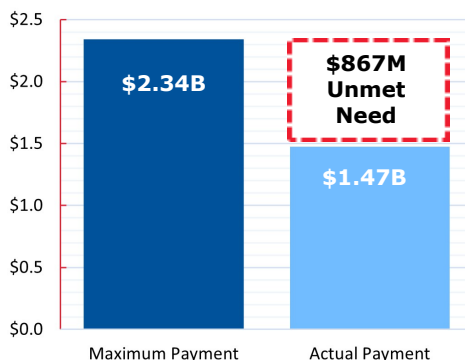
55 School Districts Have



Nontaxable Federal Land (such as national parks, VA hospitals, military academies, national laboratories, etc.)

SECTION 7003 - BASIC SUPPORT

Basic Support Payments
(in billions)



677,755

Federal Students

48,968

Federal Children with Disabilities

7,653,431

Total Student Enrollment



Students by Type

Military	263,108
Indian Land	104,445
Low Rent Housing	130,310
Civilian	179,842

Note: This information comes from the U.S. Department of Education and is based on FY 2024 data.



National Association
of Federally Impacted Schools

Contact Information:

info@nafisdc.org
202.624.5455

Alabama

Impact Aid Fiscal Year 2024 Section 7003 – Basic Support Final Payments

School District	CD	LOT	FY24 Payment	Full Funding Payment	Total Enrollment	Total Federal Enrollment	Military	Civilians	Indian Lands	Low Rent Housing	Disability Payment
Autauga County Board of Education	2	5%	\$83,249.00	\$547,354.02	8919	548	358	126	-	64	\$4,297.00
Daleville City Board of Education	2	8%	\$45,137.00	\$140,347.18	1105	149	39	76	-	34	\$2,455.00
Enterprise City School System	2	37%	\$940,875.00	\$2,337,833.22	5503	1812	808	912	-	92	\$44,197.00
Eufaula City Board of Education	2	13%	\$29,278.00	\$183,140.77	2191	261	-	-	-	261	\$0.00
Fairfield City Board of Education	7	14%	\$23,754.00	\$111,568.52	1214	159	-	-	-	159	\$0.00
Huntsville City Schools	5	7%	\$275,925.00	\$996,815.87	23428	1631	156	1337	-	138	\$4,911.00
Macon Co. Board of Education	3	13%	\$26,311.00	\$159,283.36	1825	280	-	53	-	227	\$0.00
Madison City Schools	5	22%	\$386,743.00	\$1,249,089.94	12450	2634	306	2320	-	8	\$11,049.00
Madison Co. Board of Education	5	7%	\$154,831.00	\$635,071.01	19648	1398	132	1266	-	-	\$0.00
Marion County Board of Education	4	7%	\$16,103.00	\$153,669.85	3332	219	-	-	-	219	\$0.00
Opelika City Board of Education	3	8%	\$31,897.00	\$271,553.56	4980	387	-	-	-	387	\$0.00
Ozark City Schools	2	24%	\$89,091.00	\$330,868.49	1955	429	49	205	-	175	\$2,455.00
Perry County Board of Education	7	10%	\$27,416.00	\$63,151.99	948	90	-	-	-	90	\$0.00
Phenix City Board of Education	3	9%	\$133,491.00	\$593,668.59	7302	580	266	-	-	314	\$7,366.00
Piedmont City Board of Education	3	9%	\$7,830.00	\$64,555.37	1133	92	-	-	-	92	\$0.00
Russell County Board of Education	3	12%	\$116,640.00	\$530,512.36	3632	378	378	-	-	-	\$12,277.00
Sylacauga City Board of Education	3	9%	\$14,681.00	\$115,778.65	1900	170	-	5	-	165	\$0.00
TOTAL			\$2,403,252.00	\$8,484,262.75							\$89,007.00



Find your state and school district's
FY 2024 Impact Aid payments for
Sections 7003 & 7002, along with
related data, by scanning the QR code.